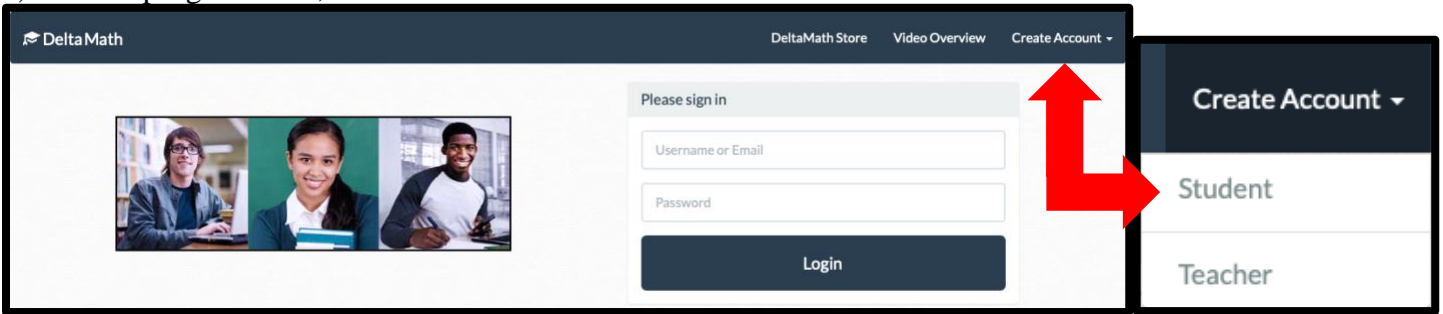


## How to Set-Up a DeltaMath Account

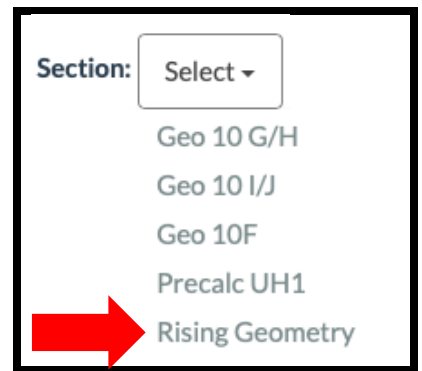
**Option A:** If you do not have a DeltaMath account, follow these instructions below:

- 1) Go to [www.deltamath.com](http://www.deltamath.com)
- 2) In the top right corner, click "Create Account" and then "Student."



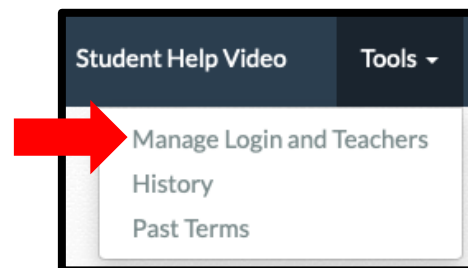
- 3) Enter the given teacher code.
- 4) Select the section titled "Rising Geometry."
- 5) Enter in the appropriate information into each field. Use your DOE student email account. [Self-service activation instructions are available here.](#)

Done!



**Option B:** If you already have a DeltaMath account, follow these instructions below:

- 1) Go to [www.deltamath.com](http://www.deltamath.com)
- 2) Log in with your email and password. Update your account to your [DOE student email account](#). Under Tools > click "edit" Personal/ Login Information
- 3) Once logged in, in the top right corner, click "Tools" and then "Manage Login and Teachers."



4) Click “Add Teacher” and enter in the given teacher code.

5) Select the section titled “Rising Geometry” and click “Add.” Done!

